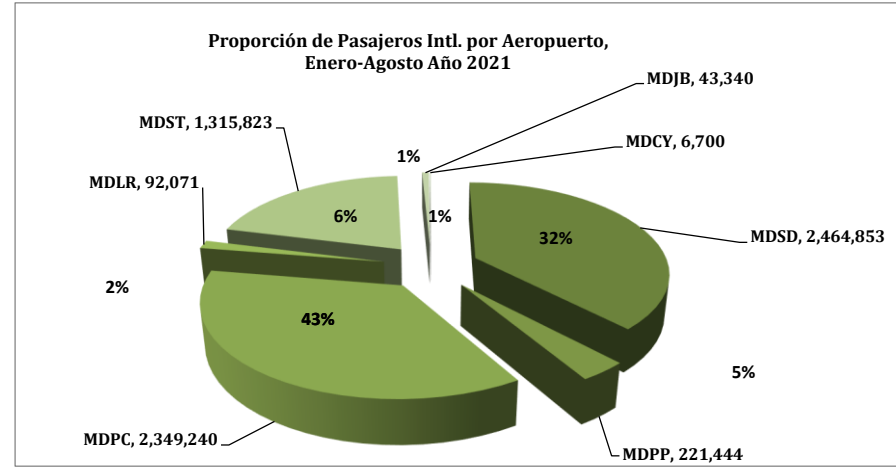
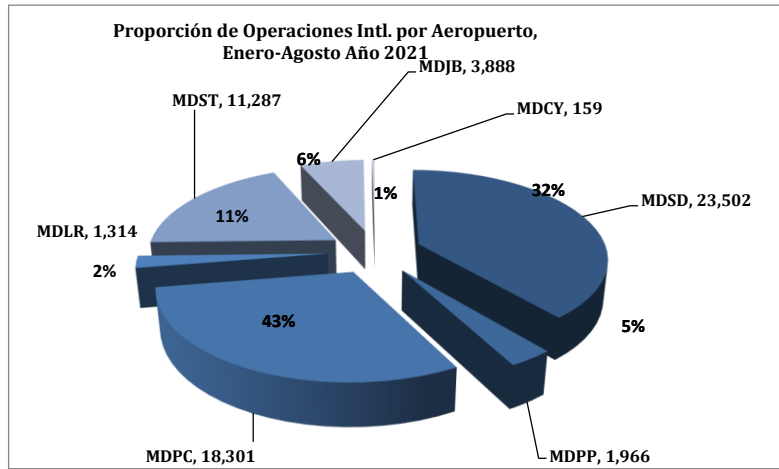




Dirección de Planificación y Desarrollo
Departamento de Formulación y Monitoreo Interno
División de Estadísticas Aeronáuticas



| VOLUMEN DE PASAJEROS EN VUELOS REGULARES Y CHARTER AÑO 2021 | | | | | | | | | | | | | | |
|---|-----------|----------------|----------------|----------------|----------------|----------------|----------------|------------------|------------------|----------|----------|----------|----------|------------------|
| | CONCEPTOS | ENE. | FEB. | MAR. | ABR. | MAY. | JUN. | JUL. | AGO. | SEPT. | OCT. | NOV. | DIC. | TOTAL |
| REGULARES | LLEGADOS | 234,644 | 194,712 | 300,308 | 323,469 | 395,331 | 461,478 | 559,557 | 495,156 | 0 | 0 | 0 | 0 | 2,964,655 |
| | SALIDOS | 357,858 | 215,737 | 279,518 | 356,055 | 375,296 | 438,251 | 526,349 | 567,801 | 0 | 0 | 0 | 0 | 3,116,865 |
| | TOTAL | 592,502 | 410,449 | 579,826 | 679,524 | 770,627 | 899,729 | 1,085,906 | 1,062,957 | 0 | 0 | 0 | 0 | 6,081,520 |
| CHARTERS | LLEGADOS | 15,694 | 19,539 | 27,692 | 29,381 | 24,602 | 26,210 | 38,403 | 28,757 | 0 | 0 | 0 | 0 | 210,278 |
| | SALIDOS | 17,847 | 19,582 | 24,066 | 28,957 | 22,035 | 24,072 | 32,571 | 32,543 | 0 | 0 | 0 | 0 | 201,673 |
| | TOTAL | 33,541 | 39,121 | 51,758 | 58,338 | 46,637 | 50,282 | 70,974 | 61,300 | 0 | 0 | 0 | 0 | 411,951 |
| TOTAL GENERAL | | 626,043 | 449,570 | 631,584 | 737,862 | 817,264 | 950,011 | 1,156,880 | 1,124,257 | 0 | 0 | 0 | 0 | 6,493,471 |

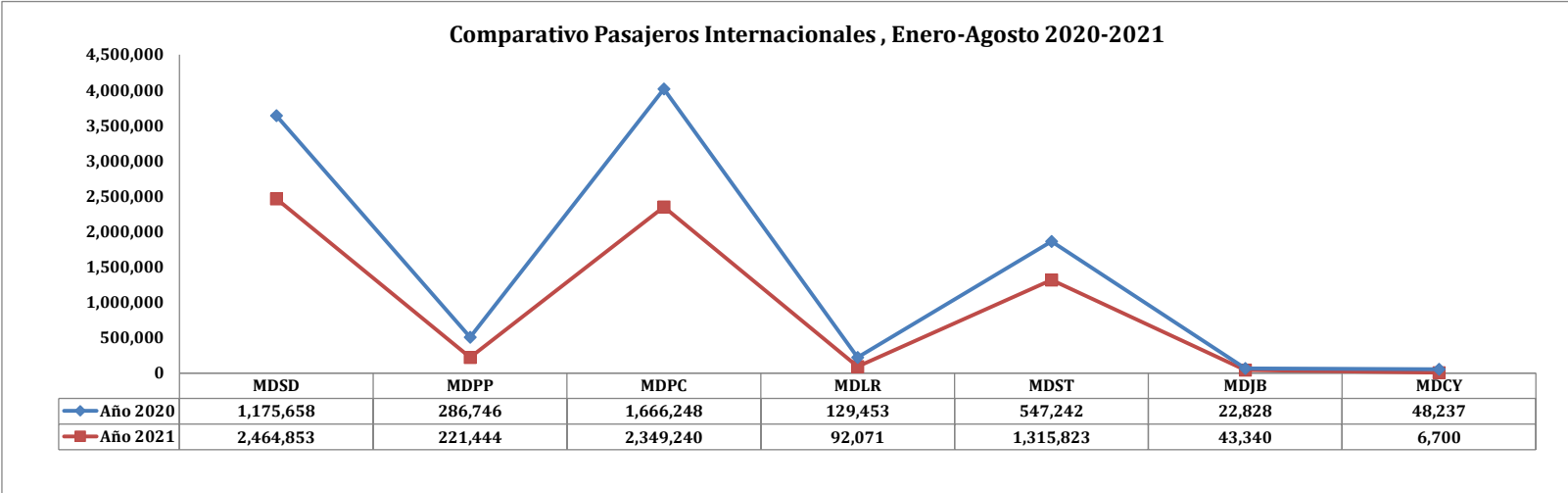
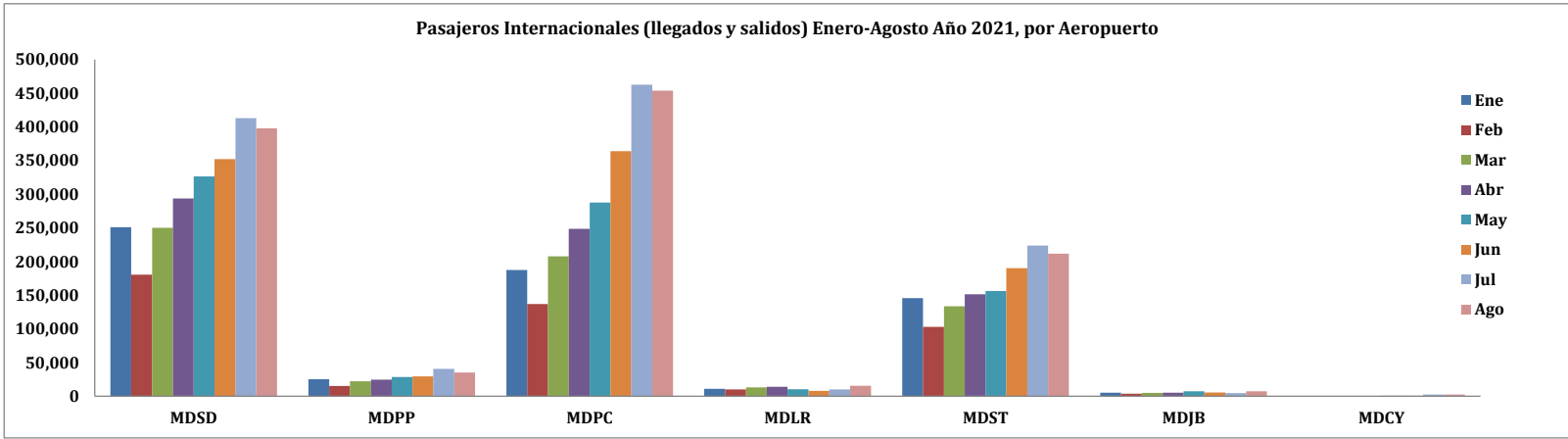
| VOLUMEN DE OPERACIONES INTERNACIONALES AÑO 2021 | | | | | | | | | | | | | | |
|---|-------------|--------------|--------------|--------------|--------------|--------------|--------------|--------------|--------------|----------|----------|----------|----------|---------------|
| | CONCEPTOS | ENE. | FEB. | MAR. | ABR. | MAY. | JUN. | JUL. | AGO. | SEPT. | OCT. | NOV. | DIC. | TOTAL |
| REGULARES | OPERACIONES | 5,783 | 4,895 | 5,847 | 5,824 | 6,265 | 6,813 | 7,243 | 7,176 | 0 | 0 | 0 | 0 | 49,846 |
| CHARTERS | OPERACIONES | 1,031 | 962 | 1,315 | 1,316 | 1,368 | 1,463 | 1,640 | 1,476 | 0 | 0 | 0 | 0 | 10,571 |
| TOTAL | | 6,814 | 5,857 | 7,162 | 7,140 | 7,633 | 8,276 | 8,883 | 8,652 | 0 | 0 | 0 | 0 | 60,417 |

Desglose por Aeropuerto, Vuelos Regulares

| VOLUMEN DE PASAJEROS EN VUELOS REGULARES POR MES Y AEROPUERTOS 2021 | | | | | | | | | | | | | | |
|---|-------------|---------|---------|---------|---------|---------|---------|---------|---------|-------|------|------|------|-----------|
| | CONCEPTOS | ENE. | FEB. | MAR. | ABR. | MAY. | JUN. | JUL. | AGO. | SEPT. | OCT. | NOV. | DIC. | TOTAL |
| | LLEGADOS | 98,451 | 80,971 | 123,401 | 135,723 | 162,109 | 171,971 | 206,206 | 177,136 | | | | | 1,155,968 |
| LAS AMERICAS | SALIDOS | 150,833 | 93,976 | 119,012 | 150,915 | 155,585 | 171,341 | 197,573 | 209,374 | | | | | 1,248,609 |
| | TOTAL | 249,284 | 174,947 | 242,413 | 286,638 | 317,694 | 343,312 | 403,779 | 386,510 | 0 | 0 | 0 | 0 | 2,404,577 |
| | OPERACIONES | 2,445 | 2,045 | 2,417 | 2,506 | 2,752 | 2,842 | 2,915 | 2,828 | | | | | 20,750 |
| | CONCEPTOS | ENE. | FEB. | MAR. | ABR. | MAY. | JUN. | JUL. | AGO. | SEPT. | OCT. | NOV. | DIC. | TOTAL |
| | LLEGADOS | 7,865 | 5,938 | 9,501 | 9,539 | 11,718 | 13,239 | 18,438 | 13,602 | | | | | 89,840 |
| PUERTO PLATA | SALIDOS | 15,541 | 6,870 | 8,386 | 10,834 | 11,557 | 12,443 | 16,463 | 16,487 | | | | | 98,581 |
| | TOTAL | 23,406 | 12,808 | 17,887 | 20,373 | 23,275 | 25,682 | 34,901 | 30,089 | 0 | 0 | 0 | 0 | 188,421 |
| | OPERACIONES | 241 | 201 | 226 | 158 | 173 | 165 | 223 | 193 | | | | | 1,580 |
| | CONCEPTOS | ENE. | FEB. | MAR. | ABR. | MAY. | JUN. | JUL. | AGO. | SEPT. | OCT. | NOV. | DIC. | TOTAL |
| | LLEGADOS | 71,561 | 58,776 | 98,277 | 106,194 | 135,862 | 170,271 | 212,353 | 195,756 | | | | | 1,049,050 |
| PUNTA CANA | SALIDOS | 100,699 | 59,999 | 85,921 | 113,257 | 128,347 | 161,004 | 199,504 | 216,278 | | | | | 1,065,009 |
| | TOTAL | 172,260 | 118,775 | 184,198 | 219,451 | 264,209 | 331,275 | 411,857 | 412,034 | 0 | 0 | 0 | 0 | 2,114,059 |
| | OPERACIONES | 1,643 | 1,404 | 1,725 | 1,667 | 1,868 | 2,112 | 2,518 | 2,472 | | | | | 15,409 |
| | CONCEPTOS | ENE. | FEB. | MAR. | ABR. | MAY. | JUN. | JUL. | AGO. | SEPT. | OCT. | NOV. | DIC. | TOTAL |
| | LLEGADOS | 0 | 0 | 131 | 85 | 2,806 | 2,698 | 3,571 | 8,714 | | | | | 18,005 |
| LA ROMANA | SALIDOS | 0 | 0 | 150 | 298 | 4,059 | 2,774 | 3,370 | 6,399 | | | | | 17,050 |
| | TOTAL | 0 | 0 | 281 | 383 | 6,865 | 5,472 | 6,941 | 15,113 | 0 | 0 | 0 | 0 | 35,055 |
| | OPERACIONES | 0 | 0 | 2 | 2 | 26 | 18 | 27 | 44 | | | | | 119 |
| | CONCEPTOS | ENE. | FEB. | MAR. | ABR. | MAY. | JUN. | JUL. | AGO. | SEPT. | OCT. | NOV. | DIC. | TOTAL |
| | LLEGADOS | 55,319 | 48,012 | 67,509 | 70,513 | 81,025 | 100,622 | 115,354 | 95,704 | | | | | 634,058 |
| EL CIBAO | SALIDOS | 88,820 | 53,793 | 64,718 | 79,339 | 74,035 | 88,413 | 106,866 | 114,479 | | | | | 670,463 |
| | TOTAL | 144,139 | 101,805 | 132,227 | 149,852 | 155,060 | 189,035 | 222,220 | 210,183 | 0 | 0 | 0 | 0 | 1,304,521 |
| | OPERACIONES | 1,318 | 1,140 | 1,355 | 1,377 | 1,327 | 1,474 | 1,392 | 1,385 | | | | | 10,768 |
| | CONCEPTOS | ENE. | FEB. | MAR. | ABR. | MAY. | JUN. | JUL. | AGO. | SEPT. | OCT. | NOV. | DIC. | TOTAL |
| | LLEGADOS | 1,396 | 1,015 | 1,489 | 1,415 | 1,526 | 2,328 | 2,326 | 2,997 | | | | | 14,492 |
| DR. JOAQUÍN | SALIDOS | 1,818 | 1,099 | 1,331 | 1,412 | 1,428 | 2,043 | 1,513 | 3,409 | | | | | 14,053 |
| BALAGUER | TOTAL | 3,214 | 2,114 | 2,820 | 2,827 | 2,954 | 4,371 | 3,839 | 6,406 | 0 | 0 | 0 | 0 | 28,545 |
| | OPERACIONES | 132 | 105 | 122 | 114 | 117 | 188 | 144 | 238 | | | | | 1,160 |
| | CONCEPTOS | ENE. | FEB. | MAR. | ABR. | MAY. | JUN. | JUL. | AGO. | SEPT. | OCT. | NOV. | DIC. | TOTAL |
| | LLEGADOS | 52 | 0 | 0 | 0 | 285 | 349 | 1,309 | 1,247 | | | | | 3,242 |
| CATEY | SALIDOS | 147 | 0 | 0 | 0 | 285 | 233 | 1,060 | 1,375 | | | | | 3,100 |
| | TOTAL | 199 | 0 | 0 | 0 | 570 | 582 | 2,369 | 2,622 | 0 | 0 | 0 | 0 | 6,342 |
| | OPERACIONES | 4 | 0 | 0 | 0 | 2 | 14 | 24 | 16 | | | | | 60 |

Desglose por Aeropuerto, Vuelos Charter

| VOLUMEN DE PASAJEROS EN VUELOS CHARTERS POR MES Y AEROPUERTOS 2021 | | | | | | | | | | | | | | |
|--|-------------|--------|--------|--------|--------|--------|--------|--------|--------|-------|------|------|------|---------|
| | CONCEPTOS | ENE. | FEB. | MAR. | ABR. | MAY. | JUN. | JUL. | AGO. | SEPT. | OCT. | NOV. | DIC. | TOTAL |
| | LLEGADOS | 616 | 2,764 | 4,151 | 4,122 | 4,914 | 4,617 | 5,525 | 5,613 | | | | | 32,322 |
| LAS AMERICAS | SALIDOS | 1,194 | 2853 | 3,530 | 2,947 | 3,741 | 4,155 | 3,634 | 5,900 | | | | | 27,954 |
| | TOTAL | 1,810 | 5,617 | 7,681 | 7,069 | 8,655 | 8,772 | 9,159 | 11,513 | 0 | 0 | 0 | 0 | 60,276 |
| | OPERACIONES | 126 | 198 | 310 | 292 | 385 | 449 | 474 | 518 | | | | | 2,752 |
| | CONCEPTOS | ENE. | FEB. | MAR. | ABR. | MAY. | JUN. | JUL. | AGO. | SEPT. | OCT. | NOV. | DIC. | TOTAL |
| | LLEGADOS | 773 | 1,424 | 2,194 | 2,176 | 2,649 | 1,850 | 3,008 | 2,268 | | | | | 16,342 |
| PUERTO PLATA | SALIDOS | 1,139 | 1,107 | 2,119 | 2,136 | 2,714 | 2,044 | 2,673 | 2,749 | | | | | 16,681 |
| | TOTAL | 1,912 | 2,531 | 4,313 | 4,312 | 5,363 | 3,894 | 5,681 | 5,017 | 0 | 0 | 0 | 0 | 33,023 |
| | OPERACIONES | 27 | 25 | 52 | 61 | 53 | 47 | 64 | 57 | | | | | 386 |
| | CONCEPTOS | ENE. | FEB. | MAR. | ABR. | MAY. | JUN. | JUL. | AGO. | SEPT. | OCT. | NOV. | DIC. | TOTAL |
| | LLEGADOS | 7,515 | 8,912 | 12,802 | 14,118 | 11,620 | 17,503 | 27,281 | 19,726 | | | | | 119,477 |
| PUNTA CANA | SALIDOS | 7,733 | 9,362 | 10,698 | 15,130 | 11,723 | 15,218 | 23,566 | 22,274 | | | | | 115,704 |
| | TOTAL | 15,248 | 18,274 | 23,500 | 29,248 | 23,343 | 32,721 | 50,847 | 42,000 | 0 | 0 | 0 | 0 | 235,181 |
| | OPERACIONES | 260 | 239 | 316 | 309 | 310 | 469 | 565 | 424 | | | | | 2,892 |
| | CONCEPTOS | ENE. | FEB. | MAR. | ABR. | MAY. | JUN. | JUL. | AGO. | SEPT. | OCT. | NOV. | DIC. | TOTAL |
| | LLEGADOS | 5,362 | 5,004 | 6,694 | 6,908 | 1,287 | 1,042 | 1,480 | 123 | | | | | 27,900 |
| LA ROMANA | SALIDOS | 5,682 | 5,009 | 6,039 | 6,830 | 2,119 | 1,445 | 1,636 | 356 | | | | | 29,116 |
| | TOTAL | 11,044 | 10,013 | 12,733 | 13,738 | 3,406 | 2,487 | 3,116 | 479 | 0 | 0 | 0 | 0 | 57,016 |
| | OPERACIONES | 152 | 121 | 175 | 246 | 134 | 112 | 154 | 101 | | | | | 1,195 |
| | CONCEPTOS | ENE. | FEB. | MAR. | ABR. | MAY. | JUN. | JUL. | AGO. | SEPT. | OCT. | NOV. | DIC. | TOTAL |
| | LLEGADOS | 493 | 650 | 704 | 834 | 716 | 634 | 783 | 624 | | | | | 5,438 |
| EL CIBAO | SALIDOS | 1,007 | 538 | 711 | 847 | 607 | 673 | 732 | 749 | | | | | 5,864 |
| | TOTAL | 1,500 | 1,188 | 1,415 | 1,681 | 1,323 | 1,307 | 1,515 | 1,373 | 0 | 0 | 0 | 0 | 11,302 |
| | OPERACIONES | 68 | 71 | 67 | 63 | 60 | 57 | 70 | 63 | | | | | 519 |
| | CONCEPTOS | ENE. | FEB. | MAR. | ABR. | MAY. | JUN. | JUL. | AGO. | SEPT. | OCT. | NOV. | DIC. | TOTAL |
| | LLEGADOS | 933 | 759 | 1,118 | 1,208 | 3,393 | 537 | 312 | 387 | | | | | 8,647 |
| DR. JOAQUÍN | SALIDOS | 1,027 | 697 | 940 | 1,038 | 1,123 | 493 | 322 | 508 | | | | | 6,148 |
| BALAGUER | TOTAL | 1,960 | 1,456 | 2,058 | 2,246 | 4,516 | 1,030 | 634 | 895 | 0 | 0 | 0 | 0 | 14,795 |
| | OPERACIONES | 384 | 293 | 373 | 333 | 417 | 313 | 308 | 307 | | | | | 2,728 |
| | CONCEPTOS | ENE. | FEB. | MAR. | ABR. | MAY. | JUN. | JUL. | AGO. | SEPT. | OCT. | NOV. | DIC. | TOTAL |
| | LLEGADOS | 2 | 26 | 29 | 15 | 23 | 27 | 14 | 16 | | | | | 152 |
| CATEY | SALIDOS | 65 | 16 | 29 | 29 | 8 | 44 | 8 | 7 | | | | | 206 |
| | TOTAL | 67 | 42 | 58 | 44 | 31 | 71 | 22 | 23 | 0 | 0 | 0 | 0 | 358 |
| | OPERACIONES | 14 | 15 | 22 | 12 | 9 | 16 | 5 | 6 | | | | | 99 |



| VOLUMEN DE OPERACIONES EN VUELOS PRIVADOS POR MES, AÑO 2021 | | | | | | | | | | | | | | |
|---|--------------|--------------|--------------|--------------|--------------|--------------|--------------|--------------|--------------|----------|----------|----------|----------|---------------|
| | CONCEPTOS | ENE. | FEB. | MAR. | ABR. | MAY. | JUN. | JUL. | AGO. | SEPT. | OCT. | NOV. | DIC. | TOTAL |
| | LLEGADAS | 1,833 | 1,968 | 2,345 | 2,233 | 2,161 | 1,949 | 1,814 | 1,675 | | | | | 15,978 |
| PRIVADOS | SALIDAS | 1,880 | 1,972 | 2,362 | 2,258 | 2,168 | 1,971 | 1,849 | 1,728 | | | | | 16,188 |
| | TOTAL | 3,713 | 3,940 | 4,707 | 4,491 | 4,329 | 3,920 | 3,663 | 3,403 | 0 | 0 | 0 | 0 | 32,166 |

| VOLUMEN DE OPERACIONES EN VUELOS DOMÉSTICOS POR MES, AÑO 2021 | | | | | | | | | | | | | | |
|---|--------------|------------|------------|------------|------------|------------|------------|------------|------------|----------|----------|----------|----------|--------------|
| | CONCEPTOS | ENE. | FEB. | MAR. | ABR. | MAY. | JUN. | JUL. | AGO. | SEPT. | OCT. | NOV. | DIC. | TOTAL |
| | LLEGADAS | 156 | 143 | 173 | 177 | 202 | 136 | 156 | 167 | | | | | 1,310 |
| DOMÉSTICOS | SALIDAS | 157 | 152 | 178 | 174 | 206 | 140 | 164 | 166 | | | | | 1,337 |
| | TOTAL | 313 | 295 | 351 | 351 | 408 | 276 | 320 | 333 | 0 | 0 | 0 | 0 | 2,647 |

| VOLUMEN DE OPERACIONES EN VUELOS MILITARES POR MES, AÑO 2021 | | | | | | | | | | | | | | |
|--|--------------|------------|------------|------------|------------|------------|------------|------------|------------|----------|----------|----------|----------|--------------|
| | CONCEPTOS | ENE. | FEB. | MAR. | ABR. | MAY. | JUN. | JUL. | AGO. | SEPT. | OCT. | NOV. | DIC. | TOTAL |
| | LLEGADAS | 72 | 56 | 94 | 105 | 124 | 107 | 122 | 101 | | | | | 781 |
| MILITAR | SALIDAS | 72 | 61 | 94 | 104 | 129 | 104 | 122 | 92 | | | | | 778 |
| | TOTAL | 144 | 117 | 188 | 209 | 253 | 211 | 244 | 193 | 0 | 0 | 0 | 0 | 1,559 |

| VOLUMEN DE OPERACIONES EN VUELOS DE CARGA REGULAR POR MES, AÑO 2021 | | | | | | | | | | | | | | |
|---|--------------|-----------|-----------|-----------|-----------|-----------|-----------|-----------|------------|----------|----------|----------|----------|------------|
| | CONCEPTOS | ENE. | FEB. | MAR. | ABR. | MAY. | JUN. | JUL. | AGO. | SEPT. | OCT. | NOV. | DIC. | TOTAL |
| | LLEGADAS | 42 | 34 | 40 | 40 | 48 | 41 | 41 | 61 | | | | | 347 |
| CARGA | SALIDAS | 42 | 35 | 41 | 40 | 49 | 40 | 47 | 63 | | | | | 357 |
| REGULAR | TOTAL | 84 | 69 | 81 | 80 | 97 | 81 | 88 | 124 | 0 | 0 | 0 | 0 | 704 |

| VOLUMEN DE OPERACIONES EN VUELOS DE CARGA CHARTER POR MES, AÑO 2021 | | | | | | | | | | | | | | |
|---|--------------|------------|------------|------------|------------|------------|------------|------------|------------|----------|----------|----------|----------|--------------|
| | CONCEPTOS | ENE. | FEB. | MAR. | ABR. | MAY. | JUN. | JUL. | AGO. | SEPT. | OCT. | NOV. | DIC. | TOTAL |
| | LLEGADAS | 137 | 142 | 183 | 170 | 170 | 182 | 183 | 180 | | | | | 1,347 |
| CARGA | SALIDAS | 138 | 139 | 181 | 167 | 171 | 181 | 185 | 181 | | | | | 1,343 |
| CHARTER | TOTAL | 275 | 281 | 364 | 337 | 341 | 363 | 368 | 361 | 0 | 0 | 0 | 0 | 2,690 |




Richard Collie
Director de Planificación y Desarrollo