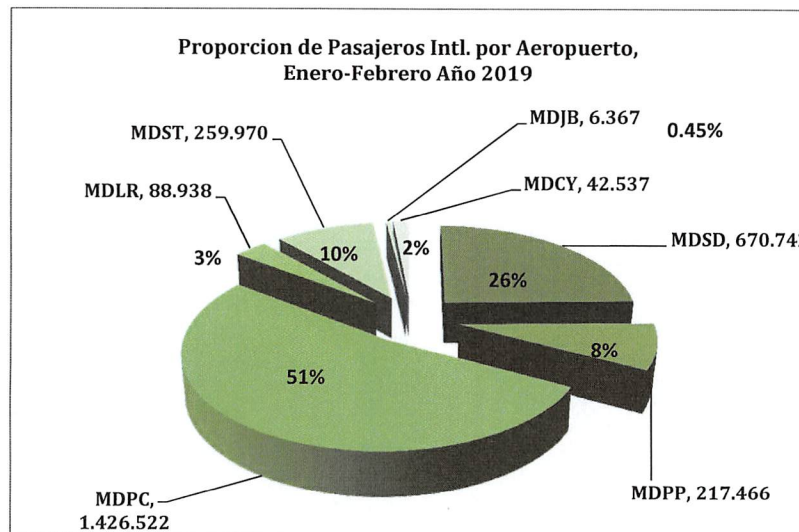
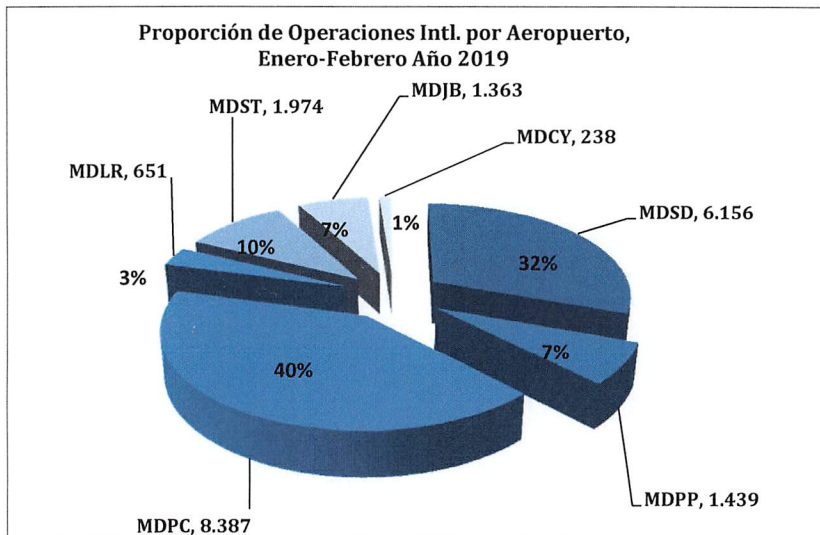




Dirección de Planificación y Desarrollo
Departamento de Formulación y Monitoreo Interno
División de Estadísticas Aeronáuticas



| VOLUMEN DE PASAJEROS EN VUELOS REGULARES Y CHARTER AÑO 2019 | | | | | | | | | | | | | | |
|---|-----------|------------------|------------------|----------|----------|----------|----------|----------|----------|----------|----------|----------|----------|------------------|
| | CONCEPTOS | ENE. | FEB. | MAR. | ABR. | MAY. | JUN. | JUL. | AGO. | SEPT. | OCT. | NOV. | DIC. | TOTAL |
| REGULARES | LLEGADOS | 607.370 | 567.725 | 0 | 0 | 0 | 0 | 0 | 0 | 0 | 0 | 0 | 0 | 1.175.095 |
| | SALIDOS | 672.913 | 575.349 | 0 | 0 | 0 | 0 | 0 | 0 | 0 | 0 | 0 | 0 | 1.248.262 |
| | TOTAL | 1.280.283 | 1.143.074 | 0 | 0 | 0 | 0 | 0 | 0 | 0 | 0 | 0 | 0 | 2.423.357 |
| CHARTERS | LLEGADOS | 72.287 | 74.470 | 0 | 0 | 0 | 0 | 0 | 0 | 0 | 0 | 0 | 0 | 146.757 |
| | SALIDOS | 72.846 | 74.676 | 0 | 0 | 0 | 0 | 0 | 0 | 0 | 0 | 0 | 0 | 147.522 |
| | TOTAL | 145.133 | 149.146 | 0 | 0 | 0 | 0 | 0 | 0 | 0 | 0 | 0 | 0 | 294.279 |
| TOTAL GENERAL | | 1.425.416 | 1.292.220 | 0 | 0 | 0 | 0 | 0 | 0 | 0 | 0 | 0 | 0 | 2.717.636 |

| VOLUMEN DE OPERACIONES INTERNACIONALES AÑO 2019 | | | | | | | | | | | | | | |
|---|-------------|---------------|--------------|----------|----------|----------|----------|----------|----------|----------|----------|----------|----------|---------------|
| | CONCEPTOS | ENE. | FEB. | MAR. | ABR. | MAY. | JUN. | JUL. | AGO. | SEPT. | OCT. | NOV. | DIC. | TOTAL |
| REGULARES | OPERACIONES | 8.923 | 7.890 | 0 | 0 | 0 | 0 | 0 | 0 | 0 | 0 | 0 | 0 | 16.813 |
| CHARTERS | OPERACIONES | 1.740 | 1.655 | 0 | 0 | 0 | 0 | 0 | 0 | 0 | 0 | 0 | 0 | 3.395 |
| TOTAL | | 10.663 | 9.545 | 0 | 0 | 0 | 0 | 0 | 0 | 0 | 0 | 0 | 0 | 20.208 |

Desglose por Aeropuerto, Vuelos Regulares

| VOLUMEN DE PASAJEROS EN VUELOS REGULARES POR MES Y AEROPUERTOS 2019 | | | | | | | | | | | | | | |
|--|------------------|----------------|----------------|-------------|-------------|-------------|-------------|-------------|-------------|--------------|-------------|-------------|-------------|------------------|
| | CONCEPTOS | ENE. | FEB. | MAR. | ABR. | MAY. | JUN. | JUL. | AGO. | SEPT. | OCT. | NOV. | DIC. | TOTAL |
| | LLEGADOS | 165.514 | 142.679 | | | | | | | | | | | 308.193 |
| LAS AMERICAS | SALIDOS | 194.891 | 149.480 | | | | | | | | | | | 344.371 |
| | TOTAL | 360.405 | 292.159 | 0 | 0 | 0 | 0 | 0 | 0 | 0 | 0 | 0 | 0 | 652.564 |
| | OPERACIONES | 2.953 | 2.457 | | | | | | | | | | | 5.410 |
| | LLEGADOS | 48.000 | 44.616 | | | | | | | | | | | 92.616 |
| PUERTO PLATA | SALIDOS | 50.661 | 46.401 | | | | | | | | | | | 97.062 |
| | TOTAL | 98.661 | 91.017 | 0 | 0 | 0 | 0 | 0 | 0 | 0 | 0 | 0 | 0 | 189.678 |
| | OPERACIONES | 635 | 600 | | | | | | | | | | | 1.235 |
| | LLEGADOS | 309.624 | 305.922 | | | | | | | | | | | 615.546 |
| PUNTA CANA | SALIDOS | 327.231 | 301.850 | | | | | | | | | | | 629.081 |
| | TOTAL | 636.855 | 607.772 | 0 | 0 | 0 | 0 | 0 | 0 | 0 | 0 | 0 | 0 | 1.244.627 |
| | OPERACIONES | 3.719 | 3.510 | | | | | | | | | | | 7.229 |
| | LLEGADOS | 8.602 | 8.824 | | | | | | | | | | | 17.426 |
| LA ROMANA | SALIDOS | 9.534 | 9.158 | | | | | | | | | | | 18.692 |
| | TOTAL | 18.136 | 17.982 | 0 | 0 | 0 | 0 | 0 | 0 | 0 | 0 | 0 | 0 | 36.118 |
| | OPERACIONES | 139 | 136 | | | | | | | | | | | 275 |
| | LLEGADOS | 65.814 | 55.616 | | | | | | | | | | | 121.430 |
| EL CIBAO | SALIDOS | 79.689 | 58.509 | | | | | | | | | | | 138.198 |
| | TOTAL | 145.503 | 114.125 | 0 | 0 | 0 | 0 | 0 | 0 | 0 | 0 | 0 | 0 | 259.628 |
| | OPERACIONES | 1.103 | 847 | | | | | | | | | | | 1.950 |
| | LLEGADOS | 1.712 | 1.955 | | | | | | | | | | | 3.667 |
| DR. JOAQUÍN | SALIDOS | 3.000 | 1.878 | | | | | | | | | | | 4.878 |
| BALAGUER | TOTAL | 4.712 | 3.833 | 0 | 0 | 0 | 0 | 0 | 0 | 0 | 0 | 0 | 0 | 8.545 |
| | OPERACIONES | 268 | 238 | | | | | | | | | | | 506 |
| | LLEGADOS | 8.104 | 8.113 | | | | | | | | | | | 16.217 |
| CATEY | SALIDOS | 7.907 | 8.073 | | | | | | | | | | | 15.980 |
| | TOTAL | 16.011 | 16.186 | 0 | 0 | 0 | 0 | 0 | 0 | 0 | 0 | 0 | 0 | 32.197 |
| | OPERACIONES | 106 | 102 | | | | | | | | | | | 208 |

Desglose por Aeropuerto, Vuelos Charter

| VOLUMEN DE PASAJEROS EN VUELOS CHARTERS POR MES Y AEROPUERTOS 2019 | | | | | | | | | | | | | | |
|--|-------------|-------|-------|------|------|------|------|------|------|-------|------|------|------|--------|
| | CONCEPTOS | ENE. | FEB. | MAR. | ABR. | MAY. | JUN. | JUL. | AGO. | SEPT. | OCT. | NOV. | DIC. | TOTAL |
| | LLEGADOS | 4.302 | 3.645 | | | | | | | | | | | 7.947 |
| LAS AMERICAS | SALIDOS | 5.617 | 4.614 | | | | | | | | | | | 10.231 |
| | TOTAL | 9.919 | 8.259 | 0 | 0 | 0 | 0 | 0 | 0 | 0 | 0 | 0 | 0 | 18.178 |
| | OPERACIONES | 417 | 329 | | | | | | | | | | | 746 |

| | CONCEPTOS | ENE. | FEB. | MAR. | ABR. | MAY. | JUN. | JUL. | AGO. | SEPT. | OCT. | NOV. | DIC. | TOTAL |
|---------------------|-------------|--------|--------|------|------|------|------|------|------|-------|------|------|------|--------|
| | LLEGADOS | 6.501 | 7.864 | | | | | | | | | | | 14.365 |
| PUERTO PLATA | SALIDOS | 6.425 | 6.998 | | | | | | | | | | | 13.423 |
| | TOTAL | 12.926 | 14.862 | 0 | 0 | 0 | 0 | 0 | 0 | 0 | 0 | 0 | 0 | 27.788 |
| | OPERACIONES | 88 | 116 | | | | | | | | | | | 204 |

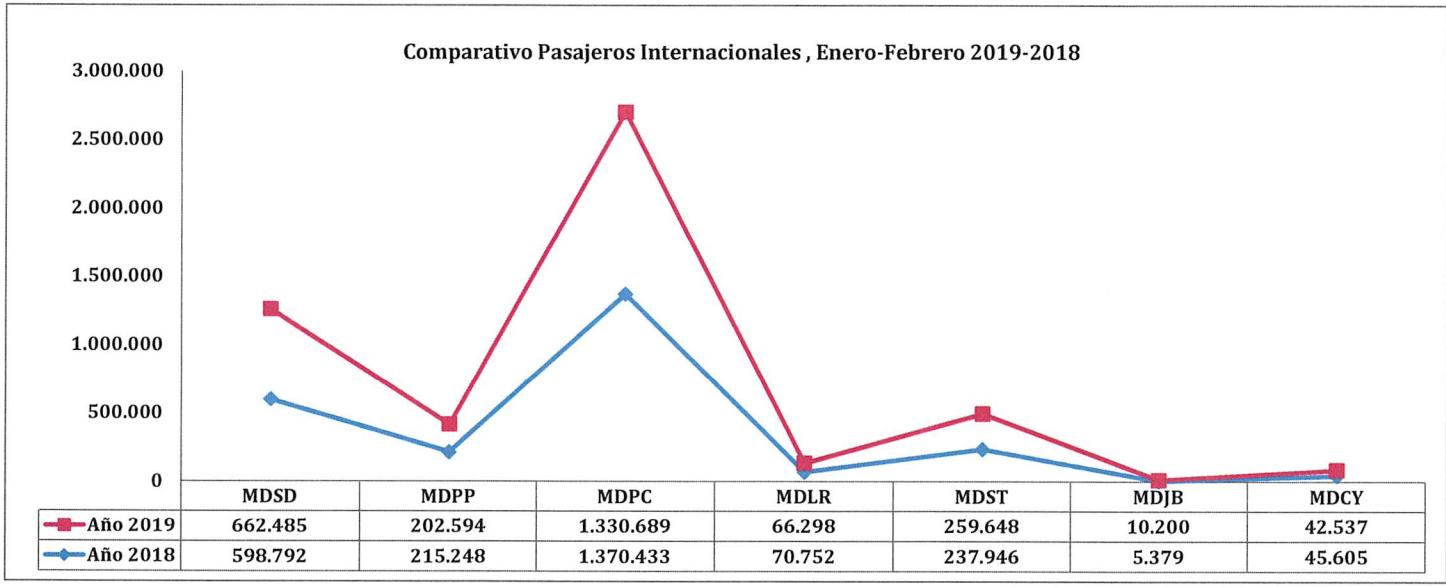
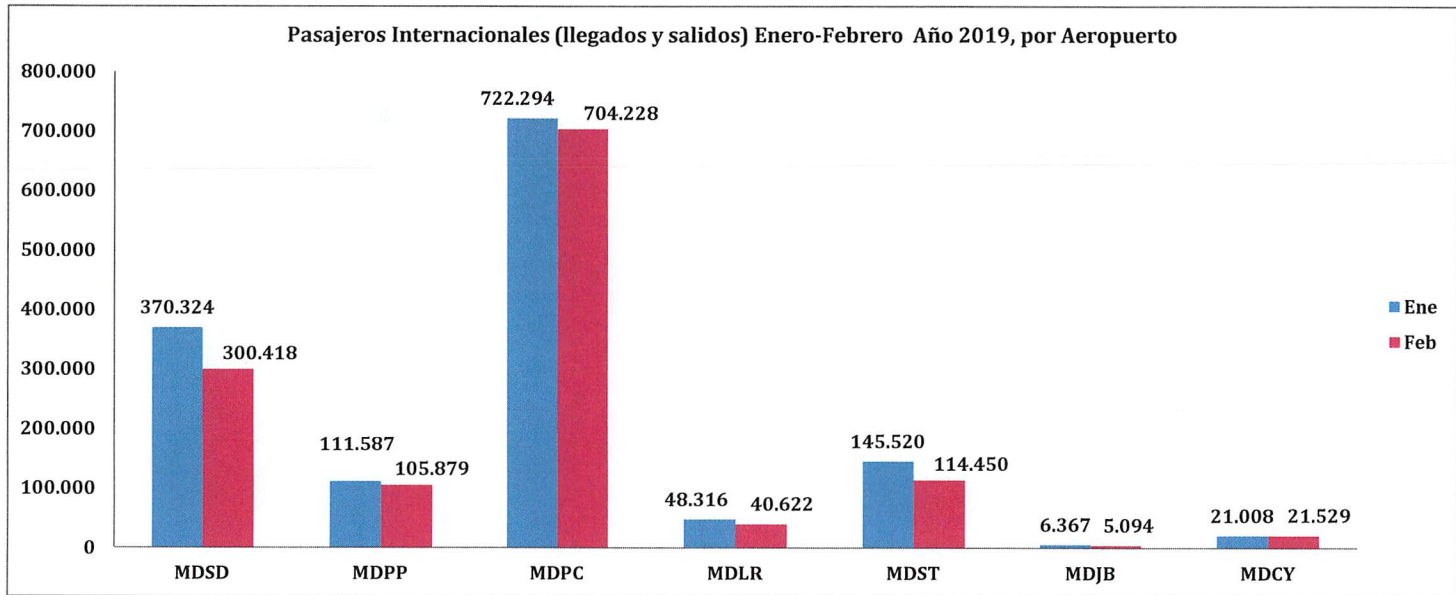
| | CONCEPTOS | ENE. | FEB. | MAR. | ABR. | MAY. | JUN. | JUL. | AGO. | SEPT. | OCT. | NOV. | DIC. | TOTAL |
|-------------------|-------------|--------|--------|------|------|------|------|------|------|-------|------|------|------|---------|
| | LLEGADOS | 43.707 | 48.356 | | | | | | | | | | | 92.063 |
| PUNTA CANA | SALIDOS | 41.732 | 48.100 | | | | | | | | | | | 89.832 |
| | TOTAL | 85.439 | 96.456 | 0 | 0 | 0 | 0 | 0 | 0 | 0 | 0 | 0 | 0 | 181.895 |
| | OPERACIONES | 532 | 626 | | | | | | | | | | | 1.158 |

| | CONCEPTOS | ENE. | FEB. | MAR. | ABR. | MAY. | JUN. | JUL. | AGO. | SEPT. | OCT. | NOV. | DIC. | TOTAL |
|------------------|-------------|--------|--------|------|------|------|------|------|------|-------|------|------|------|--------|
| | LLEGADOS | 14.701 | 11.060 | | | | | | | | | | | 25.761 |
| LA ROMANA | SALIDOS | 15.479 | 11.580 | | | | | | | | | | | 27.059 |
| | TOTAL | 30.180 | 22.640 | 0 | 0 | 0 | 0 | 0 | 0 | 0 | 0 | 0 | 0 | 52.820 |
| | OPERACIONES | 224 | 152 | | | | | | | | | | | 376 |

| | CONCEPTOS | ENE. | FEB. | MAR. | ABR. | MAY. | JUN. | JUL. | AGO. | SEPT. | OCT. | NOV. | DIC. | TOTAL |
|-----------------|-------------|------|------|------|------|------|------|------|------|-------|------|------|------|-------|
| | LLEGADOS | 11 | 160 | | | | | | | | | | | 171 |
| EL CIBAO | SALIDOS | 6 | 165 | | | | | | | | | | | 171 |
| | TOTAL | 17 | 325 | 0 | 0 | 0 | 0 | 0 | 0 | 0 | 0 | 0 | 0 | 342 |
| | OPERACIONES | 10 | 14 | | | | | | | | | | | 24 |

| | CONCEPTOS | ENE. | FEB. | MAR. | ABR. | MAY. | JUN. | JUL. | AGO. | SEPT. | OCT. | NOV. | DIC. | TOTAL |
|--------------------|-------------|-------|-------|------|------|------|------|------|------|-------|------|------|------|-------|
| | LLEGADOS | 722 | 720 | | | | | | | | | | | 1.442 |
| DR. JOAQUÍN | SALIDOS | 933 | 541 | | | | | | | | | | | 1.474 |
| BALAGUER | TOTAL | 1.655 | 1.261 | 0 | 0 | 0 | 0 | 0 | 0 | 0 | 0 | 0 | 0 | 2.916 |
| | OPERACIONES | 454 | 403 | | | | | | | | | | | 857 |

| | CONCEPTOS | ENE. | FEB. | MAR. | ABR. | MAY. | JUN. | JUL. | AGO. | SEPT. | OCT. | NOV. | DIC. | TOTAL |
|--------------|-------------|-------|-------|------|------|------|------|------|------|-------|------|------|------|--------|
| | LLEGADOS | 2.343 | 2.665 | | | | | | | | | | | 5.008 |
| CATEY | SALIDOS | 2.654 | 2.678 | | | | | | | | | | | 5.332 |
| | TOTAL | 4.997 | 5.343 | 0 | 0 | 0 | 0 | 0 | 0 | 0 | 0 | 0 | 0 | 10.340 |
| | OPERACIONES | 15 | 15 | | | | | | | | | | | 30 |



| VOLUMEN DE OPERACIONES EN VUELOS PRIVADOS POR MES, AÑO 2019 | | | | | | | | | | | | | | |
|---|--------------|--------------|--------------|----------|----------|----------|----------|----------|----------|----------|----------|----------|----------|--------------|
| | CONCEPTOS | ENE. | FEB. | MAR. | ABR. | MAY. | JUN. | JUL. | AGO. | SEPT. | OCT. | NOV. | DIC. | TOTAL |
| | LLEGADAS | 2.386 | 2.474 | | | | | | | | | | | 4.860 |
| PRIVADOS | SALIDAS | 2.423 | 2.467 | | | | | | | | | | | 4.890 |
| | TOTAL | 4.809 | 4.941 | 0 | 0 | 0 | 0 | 0 | 0 | 0 | 0 | 0 | 0 | 9.750 |

| VOLUMEN DE OPERACIONES EN VUELOS DOMÉSTICOS POR MES, AÑO 2019 | | | | | | | | | | | | | | |
|---|--------------|------------|------------|----------|----------|----------|----------|----------|----------|----------|----------|----------|----------|--------------|
| | CONCEPTOS | ENE. | FEB. | MAR. | ABR. | MAY. | JUN. | JUL. | AGO. | SEPT. | OCT. | NOV. | DIC. | TOTAL |
| | LLEGADAS | 294 | 249 | | | | | | | | | | | 543 |
| DOMÉSTICOS | SALIDAS | 300 | 247 | | | | | | | | | | | 547 |
| | TOTAL | 594 | 496 | 0 | 0 | 0 | 0 | 0 | 0 | 0 | 0 | 0 | 0 | 1.090 |

| VOLUMEN DE OPERACIONES EN VUELOS MILITARES POR MES, AÑO 2019 | | | | | | | | | | | | | | |
|--|--------------|------------|------------|----------|----------|----------|----------|----------|----------|----------|----------|----------|----------|------------|
| | CONCEPTOS | ENE. | FEB. | MAR. | ABR. | MAY. | JUN. | JUL. | AGO. | SEPT. | OCT. | NOV. | DIC. | TOTAL |
| | LLEGADAS | 135 | 276 | | | | | | | | | | | 411 |
| MILITAR | SALIDAS | 133 | 271 | | | | | | | | | | | 404 |
| | TOTAL | 268 | 547 | 0 | 0 | 0 | 0 | 0 | 0 | 0 | 0 | 0 | 0 | 815 |

| VOLUMEN DE OPERACIONES EN VUELOS DE CARGA REGULAR POR MES, AÑO 2019 | | | | | | | | | | | | | | |
|---|--------------|------------|------------|----------|----------|----------|----------|----------|----------|----------|----------|----------|----------|------------|
| | CONCEPTOS | ENE. | FEB. | MAR. | ABR. | MAY. | JUN. | JUL. | AGO. | SEPT. | OCT. | NOV. | DIC. | TOTAL |
| | LLEGADAS | 80 | 83 | | | | | | | | | | | 163 |
| CARGA | SALIDAS | 79 | 81 | | | | | | | | | | | 160 |
| REGULAR | TOTAL | 159 | 164 | 0 | 0 | 0 | 0 | 0 | 0 | 0 | 0 | 0 | 0 | 323 |

| VOLUMEN DE OPERACIONES EN VUELOS DE CARGA CHARTER POR MES, AÑO 2019 | | | | | | | | | | | | | | |
|---|--------------|------------|------------|----------|----------|----------|----------|----------|----------|----------|----------|----------|----------|------------|
| | CONCEPTOS | ENE. | FEB. | MAR. | ABR. | MAY. | JUN. | JUL. | AGO. | SEPT. | OCT. | NOV. | DIC. | TOTAL |
| | LLEGADAS | 108 | 107 | | | | | | | | | | | 215 |
| CARGA | SALIDAS | 102 | 106 | | | | | | | | | | | 208 |
| CHARTER | TOTAL | 210 | 213 | 0 | 0 | 0 | 0 | 0 | 0 | 0 | 0 | 0 | 0 | 423 |



Ing. Betty Castaing
Directora de Planificación y Desarrollo

