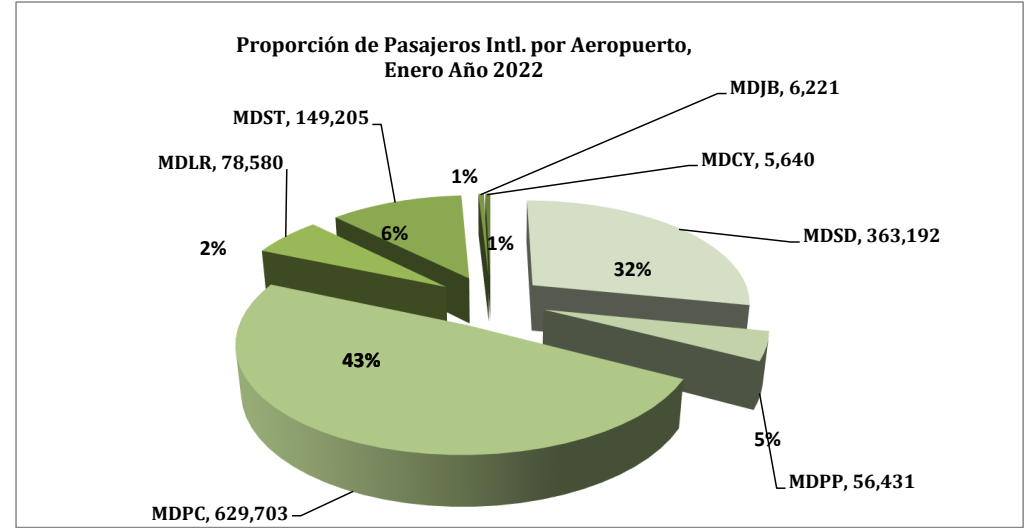
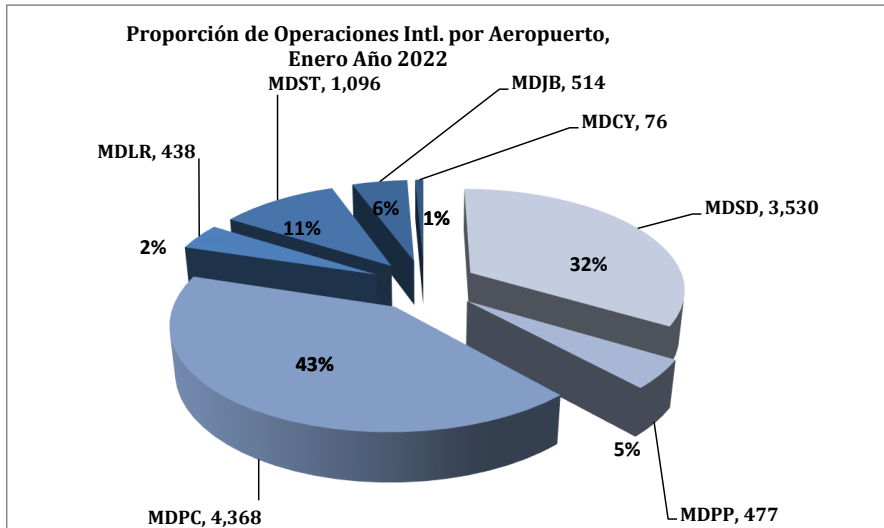




Dirección de Planificación y Desarrollo
Departamento de Formulación y Monitoreo Interno
División de Estadísticas Aeronáuticas



| VOLUMEN DE PASAJEROS EN VUELOS REGULARES Y CHARTER AÑO 2022 | | | | | | | | | | | | | | |
|---|-----------|------------------|----------|----------|----------|----------|----------|----------|----------|----------|----------|----------|----------|------------------|
| | CONCEPTOS | ENE. | FEB. | MAR. | ABR. | MAY. | JUN. | JUL. | AGO. | SEPT. | OCT. | NOV. | DIC. | TOTAL |
| REGULARES | LLEGADOS | 529,429 | 0 | 0 | 0 | 0 | 0 | 0 | 0 | 0 | 0 | 0 | 0 | 529,429 |
| | SALIDOS | 629,815 | 0 | 0 | 0 | 0 | 0 | 0 | 0 | 0 | 0 | 0 | 0 | 629,815 |
| | TOTAL | 1,159,244 | 0 | 0 | 0 | 0 | 0 | 0 | 0 | 0 | 0 | 0 | 0 | 1,159,244 |
| CHARTERS | LLEGADOS | 61,100 | 0 | 0 | 0 | 0 | 0 | 0 | 0 | 0 | 0 | 0 | 0 | 61,100 |
| | SALIDOS | 68,628 | 0 | 0 | 0 | 0 | 0 | 0 | 0 | 0 | 0 | 0 | 0 | 68,628 |
| | TOTAL | 129,728 | 0 | 0 | 0 | 0 | 0 | 0 | 0 | 0 | 0 | 0 | 0 | 129,728 |
| TOTAL GENERAL | | 1,288,972 | 0 | 0 | 0 | 0 | 0 | 0 | 0 | 0 | 0 | 0 | 0 | 1,288,972 |

| VOLUMEN DE OPERACIONES INTERNACIONALES AÑO 2022 | | | | | | | | | | | | | | |
|---|-------------|---------------|----------|----------|----------|----------|----------|----------|----------|----------|----------|----------|----------|---------------|
| | CONCEPTOS | ENE. | FEB. | MAR. | ABR. | MAY. | JUN. | JUL. | AGO. | SEPT. | OCT. | NOV. | DIC. | TOTAL |
| REGULARES | OPERACIONES | 8,388 | 0 | 0 | 0 | 0 | 0 | 0 | 0 | 0 | 0 | 0 | 0 | 8,388 |
| CHARTERS | OPERACIONES | 2,111 | 0 | 0 | 0 | 0 | 0 | 0 | 0 | 0 | 0 | 0 | 0 | 2,111 |
| TOTAL | | 10,499 | 0 | 0 | 0 | 0 | 0 | 0 | 0 | 0 | 0 | 0 | 0 | 10,499 |

Desglose por Aeropuerto, Vuelos Regulares

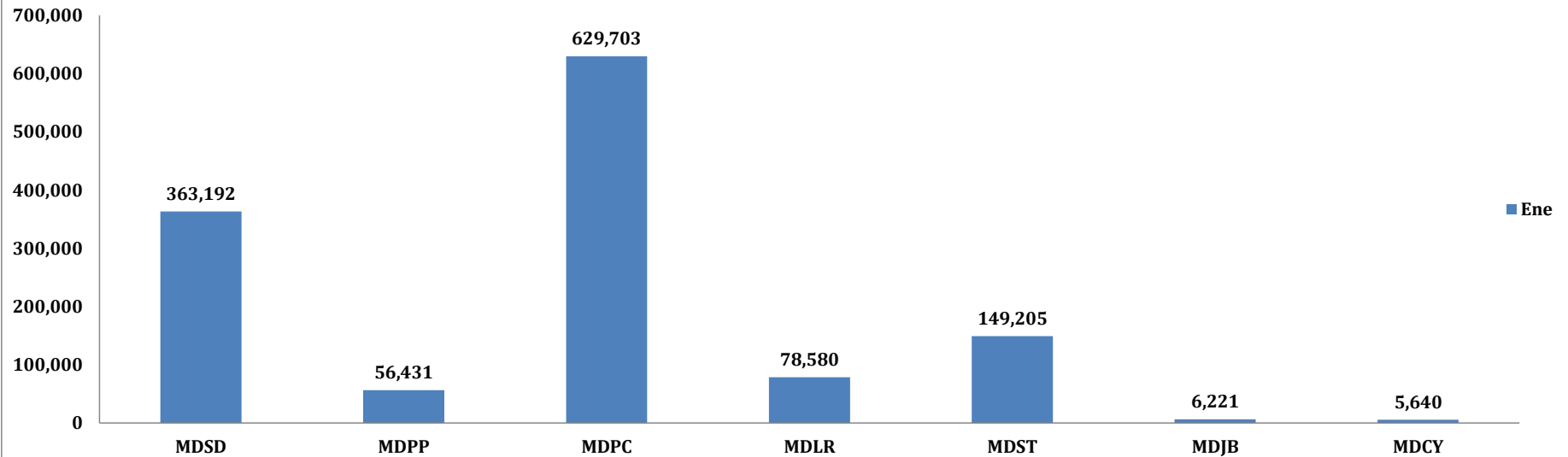
VOLUMEN DE PASAJEROS EN VUELOS REGULARES POR MES Y AEROPUERTOS 2022

| | CONCEPTOS | ENE. | FEB. | MAR. | ABR | MAY. | JUN. | JUL. | AGO. | SEPT. | OCT. | NOV. | DIC. | TOTAL |
|---------------------|-------------|---------|------|------|-----|------|------|------|------|-------|------|------|------|---------|
| | LLEGADOS | 161,309 | | | | | | | | | | | | 161,309 |
| LAS AMERICAS | SALIDOS | 193,444 | | | | | | | | | | | | 193,444 |
| MDS | TOTAL | 354,753 | 0 | 0 | 0 | 0 | 0 | 0 | 0 | 0 | 0 | 0 | 0 | 354,753 |
| | OPERACIONES | 2,937 | | | | | | | | | | | | 2,937 |
| | LLEGADOS | 21,215 | | | | | | | | | | | | 21,215 |
| PUERTO PLATA | SALIDOS | 29,096 | | | | | | | | | | | | 29,096 |
| MDPP | TOTAL | 50,311 | 0 | 0 | 0 | 0 | 0 | 0 | 0 | 0 | 0 | 0 | 0 | 50,311 |
| | OPERACIONES | 409 | | | | | | | | | | | | 409 |
| | LLEGADOS | 239,005 | | | | | | | | | | | | 239,005 |
| PUNTA CANA | SALIDOS | 283,745 | | | | | | | | | | | | 283,745 |
| MDPC | TOTAL | 522,750 | 0 | 0 | 0 | 0 | 0 | 0 | 0 | 0 | 0 | 0 | 0 | 522,750 |
| | OPERACIONES | 3,513 | | | | | | | | | | | | 3,513 |
| | LLEGADOS | 37,483 | | | | | | | | | | | | 37,483 |
| LA ROMANA | SALIDOS | 38,395 | | | | | | | | | | | | 38,395 |
| MDLR | TOTAL | 75,878 | 0 | 0 | 0 | 0 | 0 | 0 | 0 | 0 | 0 | 0 | 0 | 75,878 |
| | OPERACIONES | 237 | | | | | | | | | | | | 237 |
| | LLEGADOS | 66,585 | | | | | | | | | | | | 66,585 |
| EL CIBAO | SALIDOS | 80,357 | | | | | | | | | | | | 80,357 |
| MDST | TOTAL | 146,942 | 0 | 0 | 0 | 0 | 0 | 0 | 0 | 0 | 0 | 0 | 0 | 146,942 |
| | OPERACIONES | 1,016 | | | | | | | | | | | | 1,016 |
| | LLEGADOS | 2,120 | | | | | | | | | | | | 2,120 |
| DR. JOAQUÍN | SALIDOS | 2,608 | | | | | | | | | | | | 2,608 |
| BALAGUER | TOTAL | 4,728 | 0 | 0 | 0 | 0 | 0 | 0 | 0 | 0 | 0 | 0 | 0 | 4,728 |
| MDJB | OPERACIONES | 218 | | | | | | | | | | | | 218 |
| | LLEGADOS | 1,712 | | | | | | | | | | | | 1,712 |
| CATEY | SALIDOS | 2,170 | | | | | | | | | | | | 2,170 |
| MDCY | TOTAL | 3,882 | 0 | 0 | 0 | 0 | 0 | 0 | 0 | 0 | 0 | 0 | 0 | 3,882 |
| | OPERACIONES | 58 | | | | | | | | | | | | 58 |

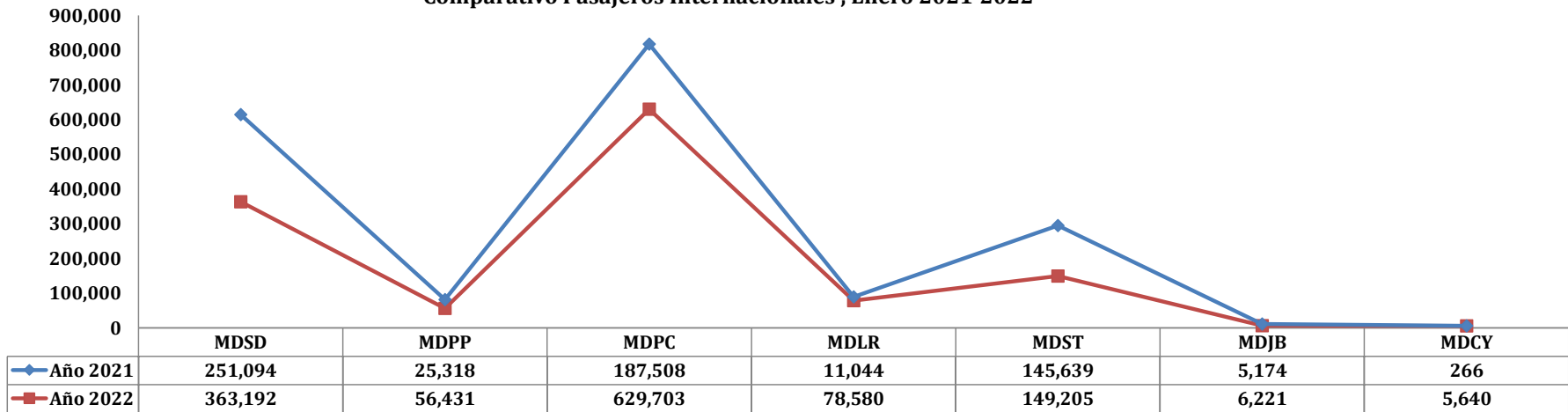
Desglose por Aeropuerto, Vuelos Charter

| VOLUMEN DE PASAJEROS EN VUELOS CHARTERS POR MES Y AEROPUERTOS 2022 | | | | | | | | | | | | | | |
|--|-------------|---------|------|------|-----|------|------|------|------|-------|------|------|------|---------|
| | CONCEPTOS | ENE. | FEB. | MAR. | ABR | MAY. | JUN. | JUL. | AGO. | SEPT. | OCT. | NOV. | DIC. | TOTAL |
| | LLEGADOS | 3,113 | | | | | | | | | | | | 3,113 |
| LAS AMERICAS | SALIDOS | 5,326 | | | | | | | | | | | | 5,326 |
| MDSD | TOTAL | 8,439 | 0 | 0 | 0 | 0 | 0 | 0 | 0 | 0 | 0 | 0 | 0 | 8,439 |
| | OPERACIONES | 593 | | | | | | | | | | | | 593 |
| | LLEGADOS | 2,700 | | | | | | | | | | | | 2,700 |
| PUERTO PLATA | SALIDOS | 3,420 | | | | | | | | | | | | 3,420 |
| MDPP | TOTAL | 6,120 | 0 | 0 | 0 | 0 | 0 | 0 | 0 | 0 | 0 | 0 | 0 | 6,120 |
| | OPERACIONES | 68 | | | | | | | | | | | | 68 |
| | LLEGADOS | 52,108 | | | | | | | | | | | | 52,108 |
| PUNTA CANA | SALIDOS | 54,845 | | | | | | | | | | | | 54,845 |
| MDPC | TOTAL | 106,953 | 0 | 0 | 0 | 0 | 0 | 0 | 0 | 0 | 0 | 0 | 0 | 106,953 |
| | OPERACIONES | 855 | | | | | | | | | | | | 855 |
| | LLEGADOS | 1,211 | | | | | | | | | | | | 1,211 |
| LA ROMANA | SALIDOS | 1,491 | | | | | | | | | | | | 1,491 |
| MDLR | TOTAL | 2,702 | 0 | 0 | 0 | 0 | 0 | 0 | 0 | 0 | 0 | 0 | 0 | 2,702 |
| | OPERACIONES | 201 | | | | | | | | | | | | 201 |
| | LLEGADOS | 517 | | | | | | | | | | | | 517 |
| EL CIBAO | SALIDOS | 1,746 | | | | | | | | | | | | 1,746 |
| MDST | TOTAL | 2,263 | 0 | 0 | 0 | 0 | 0 | 0 | 0 | 0 | 0 | 0 | 0 | 2,263 |
| | OPERACIONES | 80 | | | | | | | | | | | | 80 |
| | LLEGADOS | 591 | | | | | | | | | | | | 591 |
| DR. JOAQUÍN | SALIDOS | 902 | | | | | | | | | | | | 902 |
| BALAGUER | TOTAL | 1,493 | 0 | 0 | 0 | 0 | 0 | 0 | 0 | 0 | 0 | 0 | 0 | 1,493 |
| MDJB | OPERACIONES | 296 | | | | | | | | | | | | 296 |
| | LLEGADOS | 860 | | | | | | | | | | | | 860 |
| CATEY | SALIDOS | 898 | | | | | | | | | | | | 898 |
| MDCY | TOTAL | 1,758 | 0 | 0 | 0 | 0 | 0 | 0 | 0 | 0 | 0 | 0 | 0 | 1,758 |
| | OPERACIONES | 18 | | | | | | | | | | | | 18 |

Pasajeros Internacionales (llegados y salidos) Enero Año 2022, por Aeropuerto



Comparativo Pasajeros Internacionales , Enero 2021-2022



| VOLUMEN DE OPERACIONES EN VUELOS PRIVADOS POR MES, AÑO 2022 | | | | | | | | | | | | | | |
|---|--------------|-------|------|------|-----|------|------|------|------|-------|------|------|------|-------|
| | CONCEPTOS | ENE. | FEB. | MAR. | ABR | MAY. | JUN. | JUL. | AGO. | SEPT. | OCT. | NOV. | DIC. | TOTAL |
| | LLEGADAS | 1,997 | | | | | | | | | | | | 1,997 |
| PRIVADOS | SALIDAS | 2,057 | | | | | | | | | | | | 2,057 |
| | TOTAL | 4,054 | 0 | 0 | 0 | 0 | 0 | 0 | 0 | 0 | 0 | 0 | 0 | 4,054 |

| VOLUMEN DE OPERACIONES EN VUELOS DOMÉSTICOS POR MES, AÑO 2022 | | | | | | | | | | | | | | |
|---|--------------|------|------|------|-----|------|------|------|------|-------|------|------|------|-------|
| | CONCEPTOS | ENE. | FEB. | MAR. | ABR | MAY. | JUN. | JUL. | AGO. | SEPT. | OCT. | NOV. | DIC. | TOTAL |
| | LLEGADAS | 137 | | | | | | | | | | | | 137 |
| DOMÉSTICOS | SALIDAS | 135 | | | | | | | | | | | | 135 |
| | TOTAL | 272 | 0 | 0 | 0 | 0 | 0 | 0 | 0 | 0 | 0 | 0 | 0 | 272 |

| VOLUMEN DE OPERACIONES EN VUELOS DE CARGA REGULAR POR MES, AÑO 2022 | | | | | | | | | | | | | | |
|---|--------------|------|------|------|-----|------|------|------|------|-------|------|------|------|-------|
| | CONCEPTOS | ENE. | FEB. | MAR. | ABR | MAY. | JUN. | JUL. | AGO. | SEPT. | OCT. | NOV. | DIC. | TOTAL |
| | LLEGADAS | 63 | | | | | | | | | | | | 63 |
| CARGA | SALIDAS | 65 | | | | | | | | | | | | 65 |
| REGULAR | TOTAL | 128 | 0 | 0 | 0 | 0 | 0 | 0 | 0 | 0 | 0 | 0 | 0 | 128 |

| VOLUMEN DE OPERACIONES EN VUELOS DE CARGA CHARTER POR MES, AÑO 2022 | | | | | | | | | | | | | | |
|---|--------------|------|------|------|-----|------|------|------|------|-------|------|------|------|-------|
| | CONCEPTOS | ENE. | FEB. | MAR. | ABR | MAY. | JUN. | JUL. | AGO. | SEPT. | OCT. | NOV. | DIC. | TOTAL |
| | LLEGADAS | 149 | | | | | | | | | | | | 149 |
| CARGA | SALIDAS | 149 | | | | | | | | | | | | 149 |
| CHARTER | TOTAL | 298 | 0 | 0 | 0 | 0 | 0 | 0 | 0 | 0 | 0 | 0 | 0 | 298 |



Richard Collie
Director de Planificación y Desarrollo



Leyenda:

- MDSD: Aeropuerto Internacional Dr. José Fco. Peña Gómez, Las Américas.
- MDPP: Aeropuerto Internacional Gral. Gregorio Luperón, Puerto Plata.
- MDPC: Aeropuerto Internacional de Punta Cana
- MDLR: Aeropuerto Internacional La Romana
- MDST: Aeropuerto Internacional del Cibao, Santiago.
- MDJB: Aeropuerto Internacional Dr. Joaquín Balaguer, La Isabela.
- MDCY: Aeropuerto Internacional Presidente Juan Bosch, Catey